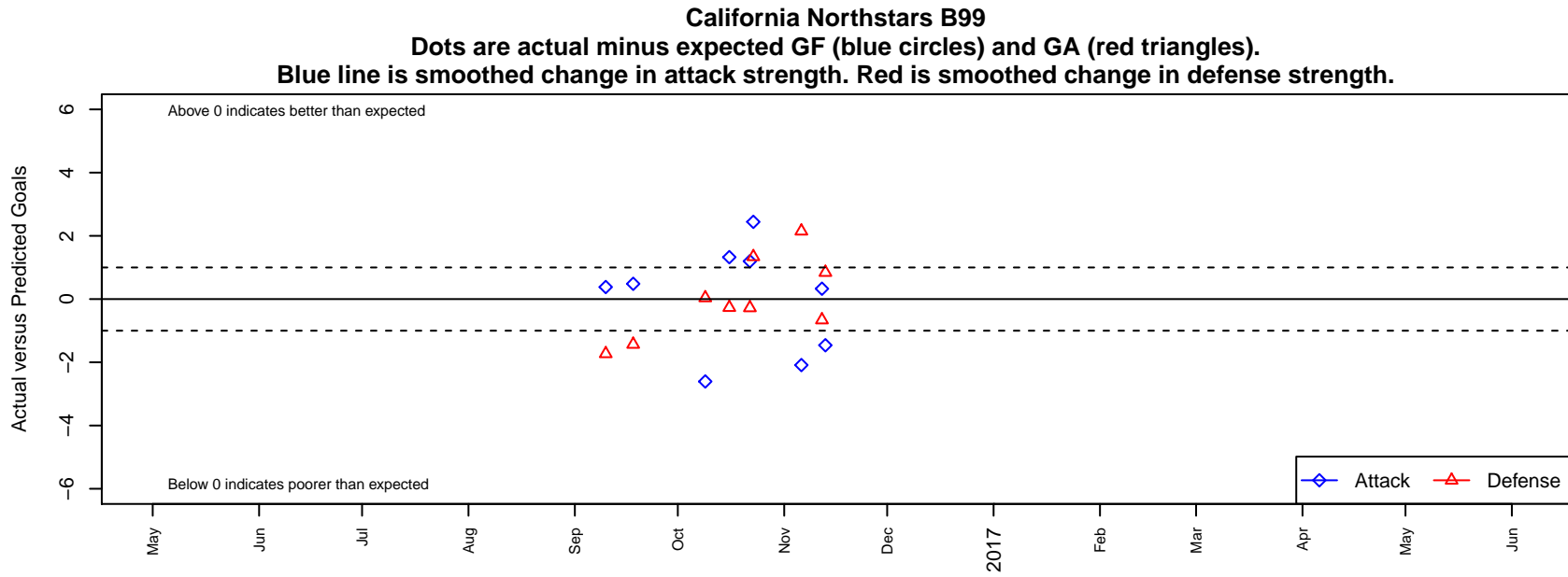


California Northstars B99

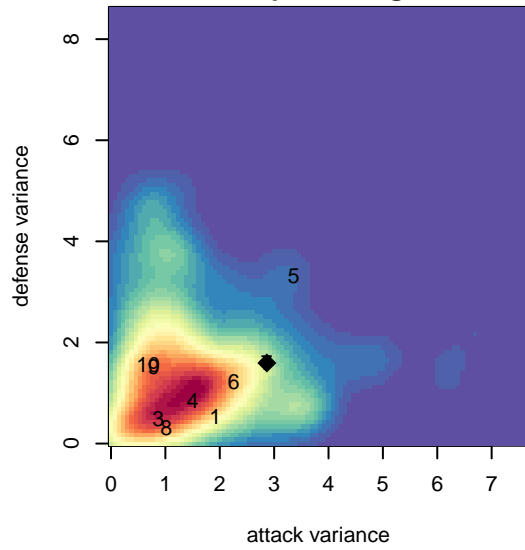
, CAN
B99 total strength=1830
attack=65.89 defense=19.07

alt names used:
SACYSL CALIFORNIA NORTHSTARS 99B

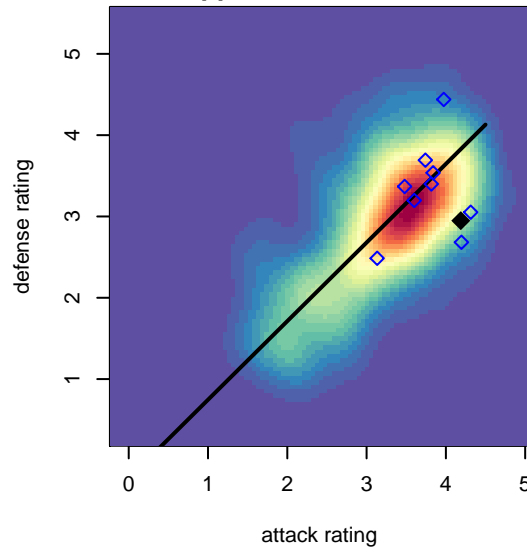
Venues played:
2016 FWRL CAN CRL U18



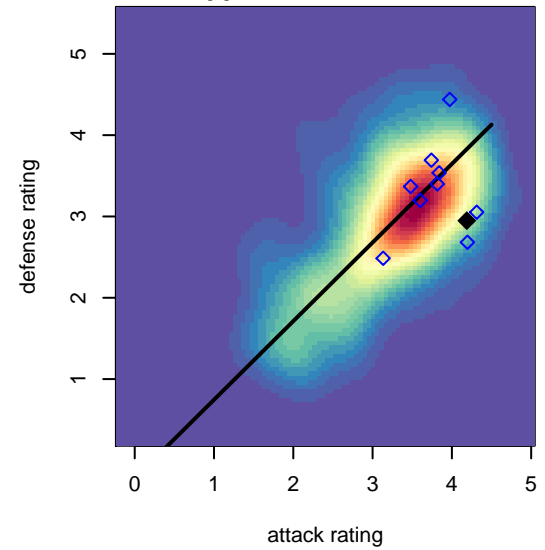
**attack and defense variance (black dot)
relative to other teams
and top 10 in region**



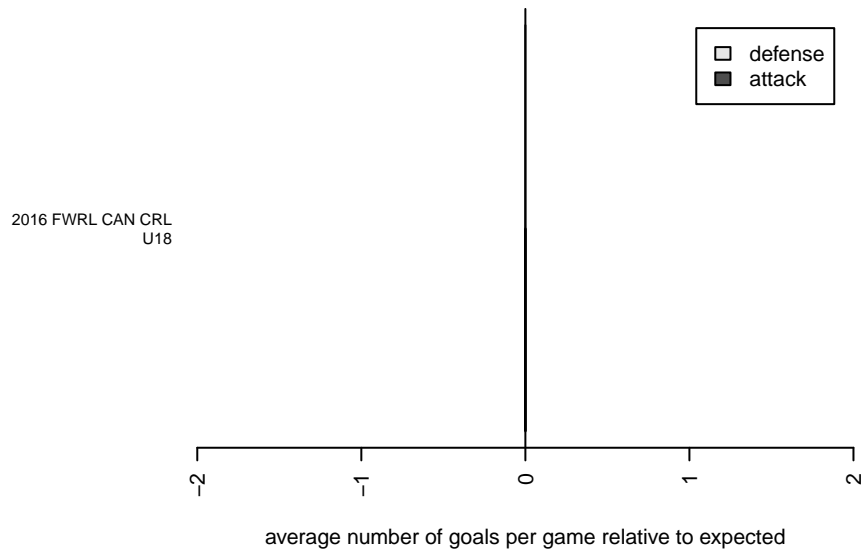
**attack and defense rating
relative to others at age
and all opponents in last 13 months**



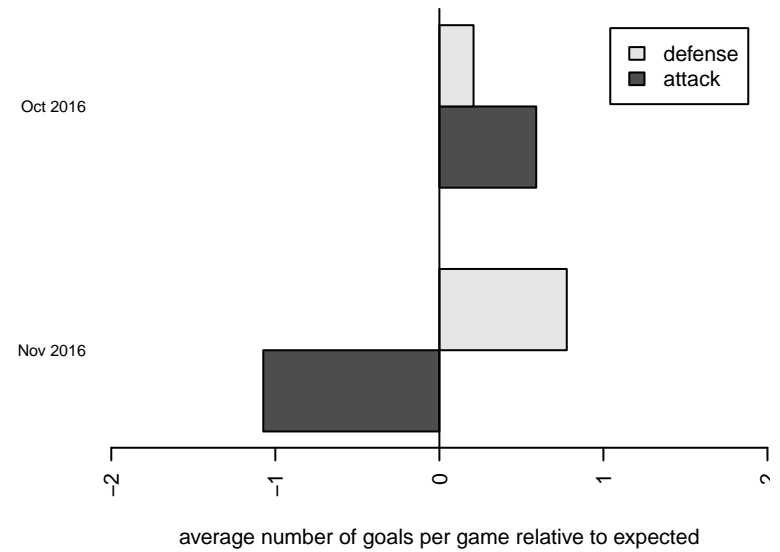
**attack and defense rating
relative to others at age
and all opponents in last 13 months**



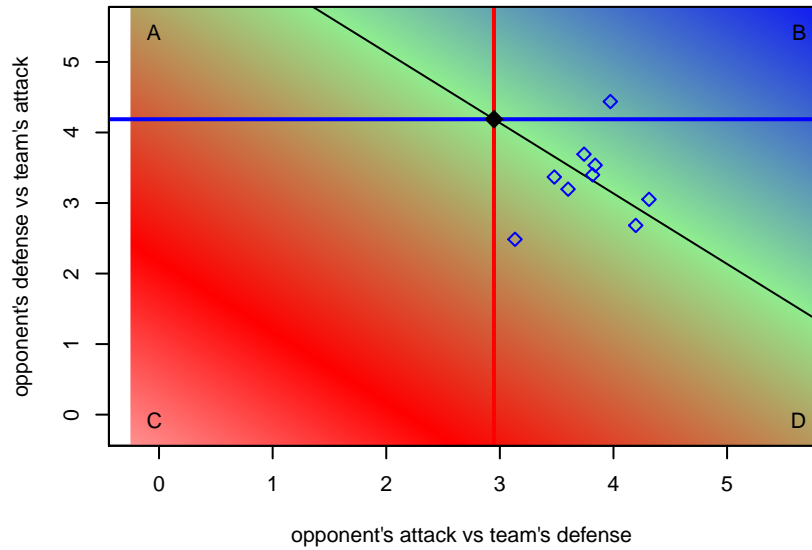
Performance relative to 13 month average



Performance relative to 13 month average



Distribution of opponents
 Red = Lose zone, Blue = Win zone, Green = Even
 Black line separates win/lose zones



lot. A=Neither has attack advantage, B=Opponent has both attack and defense advantage, C=Opponent has both attack and defense disadvantage, D=Both have

date	home		away		venue	pred.home	pred.away
2016-11-13	Burlingame Gold B99	1	California Northstars B99	1	2016 FWRL CAN CRL U18	1.84	2.46
2016-11-12	California Northstars B99	2	Santa Clara Sporting Green B99	3	2016 FWRL CAN CRL U18	1.67	2.34
2016-11-06	California Northstars B99	1	Tecos Hayward SC Fire B99	2	2016 FWRL CAN CRL U18	3.09	4.15
2016-10-23	California Northstars B99	5	California Magic SC B99	1	2016 FWRL CAN CRL U18	2.56	2.34
2016-10-22	Peninsula SC Galaxy Blue B99	3	California Northstars B99	2	2016 FWRL CAN CRL U18	2.72	0.80
2016-10-16	California Northstars B99	3	El Camino Real Salinas Pumas B99	3	2016 FWRL CAN CRL U18	1.67	2.73
2016-10-09	South San Francisco United Force B99	2	California Northstars B99	0	2016 FWRL CAN CRL U18	2.04	2.61
2016-09-18	California Northstars B99	5	San Francisco Mission Green B99	5	2016 FWRL CAN CRL U18	4.52	3.57
2016-09-10	California Northstars B99	6	Kings Country SC Atletico B99	3	2016 FWRL CAN CRL U18	5.62	1.27